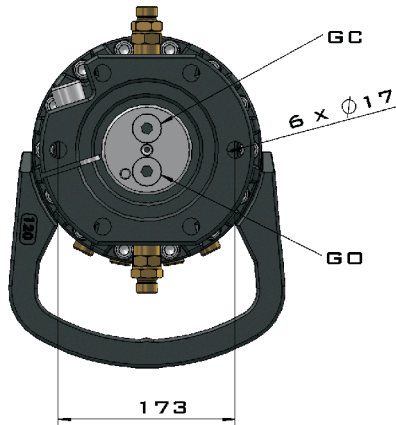
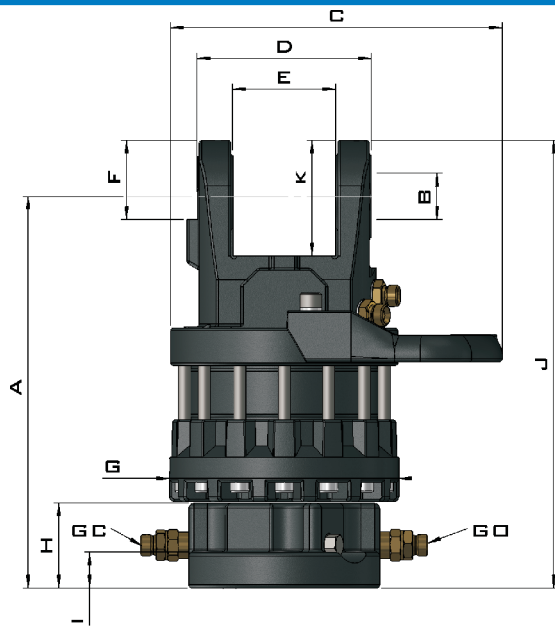
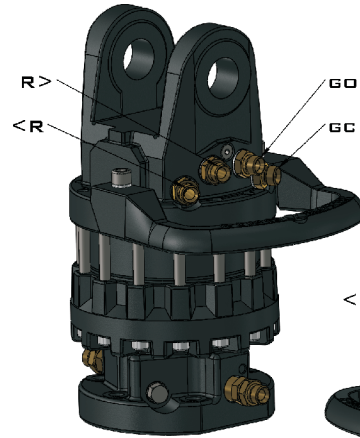


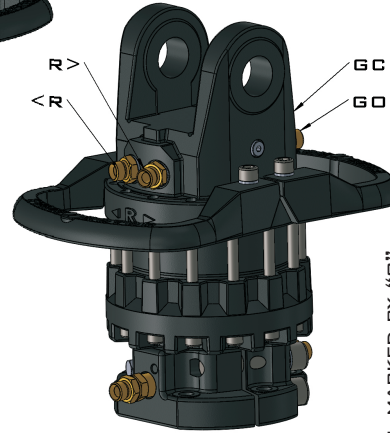
# DIMENSIONS



CRH W-MODEL



CRH X-MODEL



	CR 800H		CR 1000H		CR 1200H	
	MM	INC	MM	INC	MM	INC
A	308	12,126	350,5	13,799	382,5	15,059
B	35	1,378	35	1,378	45	1,772
C	298	11,721	314	12,362	324	12,756
D	130,5	5,138	130,5	5,138	170	6,693
E	80,5	3,169	80,5	3,169	100,5	3,957
F	62,5	2,461	62,5	2,461	77,5	3,051
G	198	7,795	214	8,425	224	8,811
H	77	3,03	79	3,110	83	3,268
I	30	1,181	30	1,181	35	1,378
J	353	13,898	395,5	15,571	437,5	17,224
K	87	3,425	87	3,425	113	4,449

\* GO CHANNEL MARKED BY "O"



	CR 800H		CR 1000H		CR 1200H	
	UNLIMITED		UNLIMITED		UNLIMITED	
ROTATION ANGLE	UNLIMITED		UNLIMITED		UNLIMITED	
MAX PRESSURE (R) [BAR/PSI]	250	3625	250	3625	250	3625
MAX PRESSURE (GO) [BAR/PSI]	300	4350	300	4350	300	4350
MAX PRESSURE (GC) [BAR/PSI]	300	4350	300	4350	300	4350
DISPLACEMENT [CM <sup>3</sup> /IN <sup>3</sup> ]	670	40,2	670	49,02	949	56,94
TORQUE [NM/LBF IN]	2000	1475	2700	1991	2900	2139
MAX AXIAL LOAD STATIC [KN/LBF]	80	17985	100	22481	120	26977
	-40	-8992	-80	-17985	-90	-20233
MAX AXIAL LOAD DYNAMIC [KN/LBF]	40	8992	50	11241	60	13489
	-20	-4496	-40	-8992	-45	-10116
WEIGHT W-MODEL [KG/LB]	51	112,2	64	140,8	76	167,2
X-MODEL [KG/LB]	54	118,8	67	147,4	79	173,8
CONNECTIONS	G1/2"	G1/2"	G1/2"	G1/2"	G1/2"	G1/2"
REQ. OIL FLOW [LPM/GPM]	25	7	25	7	25	7

# DATA



# ENGLISH CR H ROTATORS



A LIGHT-WEIGHT AND EFFECTIVE HYDRAULIC ROTATORS WITH UNLIMITED ROTATION FOR FOREST CRANES.

CHOOSE GENUINE **FINN ROTOR** ORIGINAL ACCESSORIES TO ENSURE SMOOTH WORKING. FROM THE WIDE VARIETY, YOU WILL FIND ALL NECESSARY ACCESSORIES.

*get Your crane moving!*

AXIAL END PRESSURE UNLOADING INTERNALLY.

HIGH VOLUME, THREE STATOR AND LARGE NUMBER OF WINGS GIVES GOOD EFFICIENCY.

NEEDLE BEARING IN UPPER COVER TAKES NEGATIVE AXIAL FORCES.

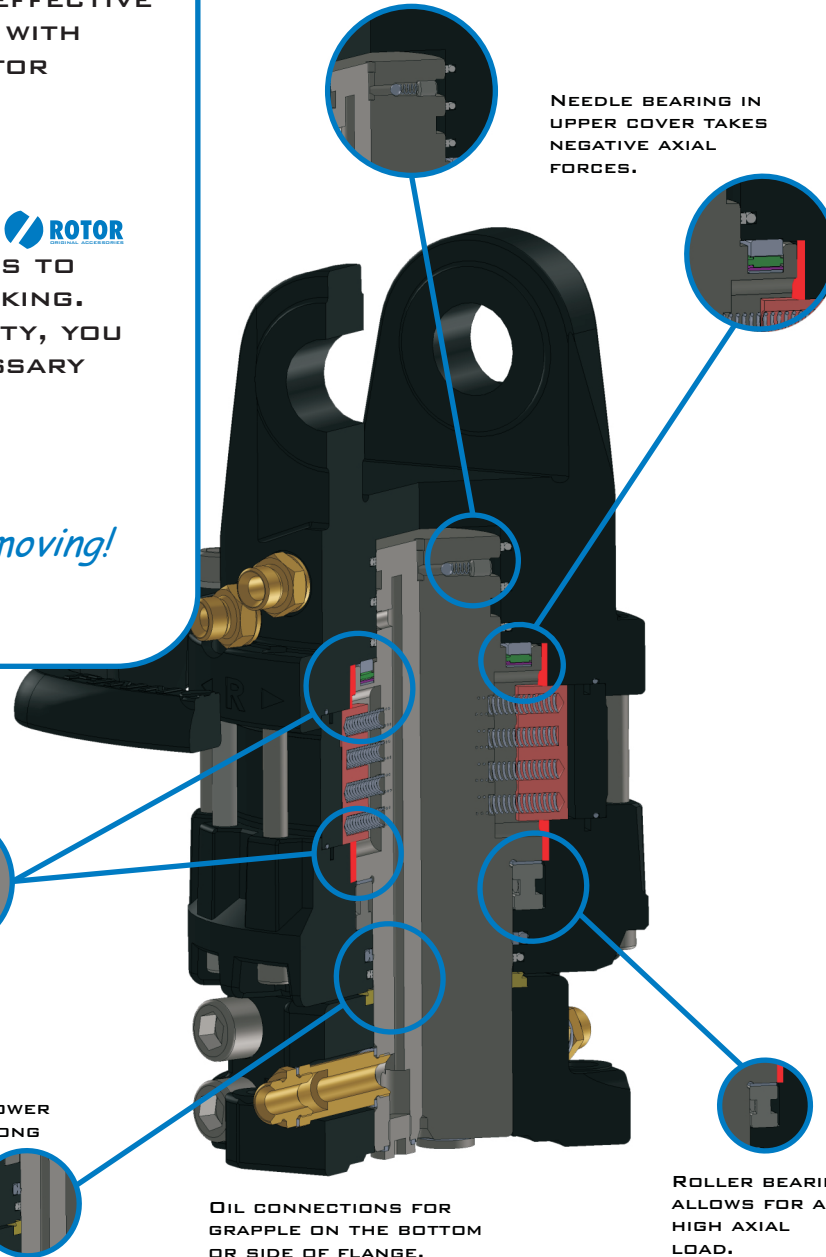
SLIDE BEARING IN UPPER AND LOWER COVER ALLOW RADIAL FORCES.

TWO COMPONENT PAINTING GUARANTEE HIGH QUALITY SURFACE AND GOOD PROTECTION AGAINST RUST.

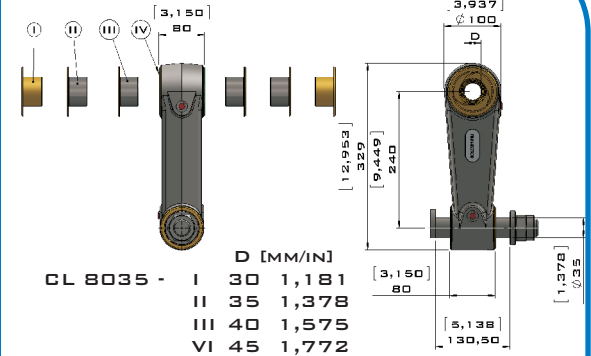
THREE SEALS SOLUTION IN LOWER COVER GIVES LONG LIFE TIME.

OIL CONNECTIONS FOR GRAPPLE ON THE BOTTOM OR SIDE OF FLANGE.

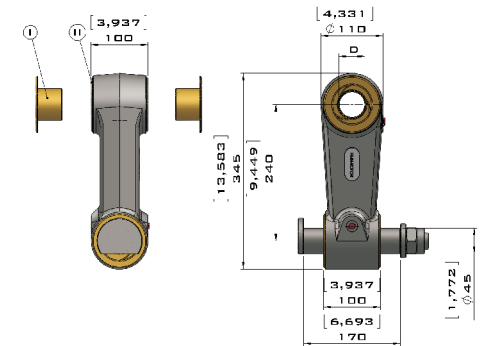
ROLLER BEARING ALLOWS FOR A HIGH AXIAL LOAD.



CL 80 -LINK TO CR 800H/1000H -ROTATORS



CL 100 -LINK TO CR 1200H -ROTATORS



D [MM/IN]	
CL 10045 - I	45 [1,172]
II	50 [1,969]

AVAILABLE FOR ROTATORS

- CR 600
- CR 800H
- CR 1000H
- CR 1200H

SLIDING BEARINGS FOR EVERY MOVING SURFACE.



*get Your crane moving!*

WWW.FINN-ROTOR.COM  
INFO@FINN-ROTOR.COM  
+358 14 417 8400

PL 96,43101 SAARIJÄRVI  
FINLAND